

GEBERIT PLUVIA

LET IT RAIN

SUPERIOR ROOF DRAINAGE



**KNOW
HOW**
INSTALLED



NEW

More convenient and faster handling

- More compact construction and an ergonomic design for all Geberit roof outlets up to 25 l/s
- New rotating lock bar sealing for easy installation and maintenance
- Extra-long Geberit PE-HD straight connectors for greater flexibility in terms of installation

Easier and reliable planning

- BIM data for Autodesk® Revit®
- Hydraulic calculation directly in Autodesk® Revit®

FEWER PIPELINES, **MORE** **PERFORMANCE.**

Geberit Pluvia drains roofs efficiently and reliably even under the heaviest rainfall. Because significantly less product material and space is required for siphonic roof drainage than for conventional systems, free space is created. Greater design freedom in planning, higher cost-effectiveness during installation and operation – all good reasons to choose Geberit expertise. Through tried-and-tested technology, innovative details and a holistic service, Geberit Pluvia has been setting new standards for many years.

ROOF DRAINAGE WITH NEGATIVE PRESSURE.

The right technology ensures a better result: While conventional systems simply allow rain to run off through sloping pipes, the compact Geberit Pluvia pipe system fills up quickly and extracts the rainwater from the roof using the resultant negative pressure. The Geberit Pluvia roof outlets prevent air from being sucked in and guarantee reliable performance. The result: double the amount of rainwater discharge at half the pipe diameter. There is also greater design freedom in terms of planning, since there is no longer any need for pipelines that have to be laid with a slope.

FEWER ROOF OUTLETS

Thanks to the high discharge rate of the siphonic system, fewer roof outlets are required. This results in savings in product material and the amount of work needed, while also preserving the roof.

FEWER DISCHARGE STACKS

Because the pipes are filled completely, fewer drains are required. The result: greater flexibility in planning.

FEWER UNDERGROUND PIPE CONNECTIONS

Fewer discharge stacks and fewer connections mean lower installation and material costs.

SMALLER PIPE DIAMETER

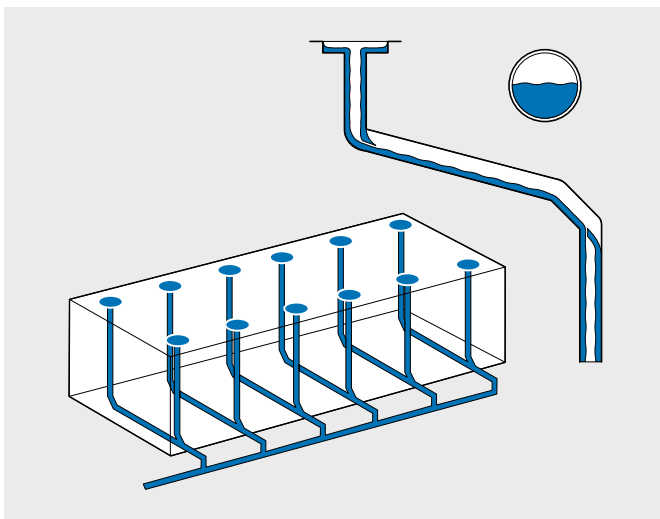
Geberit Pluvia pipelines are designed for complete filling. This reduces the pipe diameter to the bare necessity.

SELF-CLEANING SYSTEM

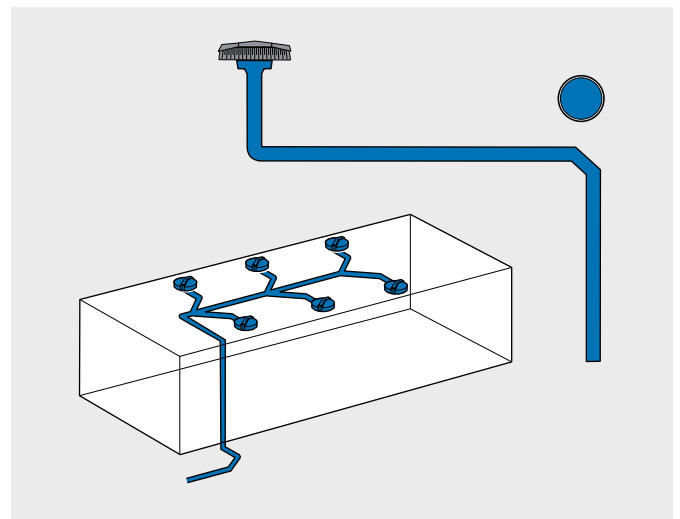
The high flow velocity of more than 0.5 m/s when the pipeline is filled produces suction which contributes to the self-cleaning of the system. This ultimately means less time spent on maintenance.

NO SLOPE

Because Geberit Pluvia pipelines are laid horizontally, the drainage system does not result in any loss of space.



Conventional roof drainage system



Geberit Pluvia siphonic roof drainage



- High savings in materials
- Fast installation
- Optimal design freedom and use of space
- Less time spent on maintenance
- High performance and reliability

ALL-ROUND RELIABILITY.

One system from the roof to the underground pipe

connection: Perfectly matched components ensure that the overall system functions flawlessly. Sophisticated details and a consistently high level of material quality reliably ensure durability, safety and smooth operation.





1 THE GEBERIT PLUVIA ROOF OUTLETS

- Reliable sealing with the Geberit flange gasket made from EPDM
- Each roof outlet is tested individually for tightness at the factory
- The function disc prevents air from being sucked in
- Rotating lock bar sealing for easy installation



- Can be used as an emergency overflow system (with installation kit)



2 THE GEBERIT PIPES MADE FROM PE-HD

- The tried-and-tested Geberit piping system for a high resistance value
- Maximum resistance, zero corrosion
- Totally sealed, substance-to-substance welding joint
- Can be connected via butt welding or with electrofusion couplings



3 THE GEBERIT PLUVIA FASTENING SYSTEM

- Fastening points only required on the building structure every 2.5 metres
- Can be installed easily using a hammer thanks to the universal tension wedges
- Fastening with electrofusion tape enables anchor points to be determined subsequently
- Ideal for lightweight roofs since there are only weak forces acting on the building structure

SUITABLE FOR MANY ROOFS.

Siphonic roof drainage for all scenarios: Thanks to the modular construction and the many models of the Geberit Pluvia roof outlet, the system is suitable for almost all installation situations on large buildings and roofs. Required accessories for virtually all applications are available, and can make the system highly flexible. Whenever complex roof structures or difficult geometries pose a particular challenge, the Geberit team would be happy to work with you to find a solution.



EXAMPLE 1:

CONCRETE ROOF WITH BITUMEN ROOF FOIL

Geberit Pluvia features a contact sheet that exceeds standard sizes and therefore makes for a better connection. Both the roof outlet for foil and the roof outlet for bitumen are directly fastened to the roof structure on site.



EXAMPLE 2:


LIGHTWEIGHT ROOF, INSULATED WITH ROOF FOIL AND THE GEBERIT VAPOUR BARRIER CONNECTION

Lightweight roofs benefit from the low static load thanks to Geberit Pluvia. The installation is performed with a flange connection, allowing the long connection pipe to effortlessly overcome high insulation thicknesses. The Geberit vapour barrier connection can be used both for foil and bitumen.



EXAMPLE 3:
**WEIGHT-BEARING CONCRETE ROOF
 WITH BITUMEN ROOF FOIL**

Green roofs and those that are suitable for promenade or parking decks are aesthetically pleasing and highly useful. Such roofs can be implemented with a supplementary set. The Geberit Pluvia supplementary set can be height-adjusted according to the configuration of layers.



EXAMPLE 4:
ROOF WITH STEEL GUTTER

Thanks to its compact design, Geberit Pluvia is also suitable for installation in gutters. Depending on the product material, the system can be installed using soldering or by means of a flange.

Happy with the positions of the roof outlets and satisfied with the quality of the welding joints and pipe fixtures: Fikret Gençgel (left) on a site visit in Turkey's Marmara Region with plumber Önder Özdemir.



A STRONG PARTNERSHIP.

Technical support with experience from more than 50'000 projects: For over 40 years, Geberit has supported sanitary engineers, plumbers and building owners around the world in the use of Geberit Pluvia. Thanks to the in-house product development and research in the field of hydraulics, customers have access to Geberit's comprehensive market and technology expertise. Reliability and trustworthiness are key factors when it comes to supporting complex projects with optimal support services. The Geberit team is on site to provide help wherever it is needed.



1 IN THE PLANNING PHASE

Supporting customer planning

- Geberit ProPlanner software for planning Geberit Pluvia
- Software training free of charge
- Provision of BIM data for Autodesk® Revit®
- Hydraulic calculation directly in Autodesk® Revit®

Geberit planning service

- Planning the number of roof outlets according to rainfall
- Creation of isometrics with Geberit ProPlanner
- Complete planning on the basis of construction plans
- Meaningful comparisons of system costs
- Creation of additional complete packages for plumbers
- Material planning
- Hydraulic certificates for correct planning

2 IN THE QUOTATION PHASE

- Provision of tender invitation texts
- Assistance in preparing a quotation
- Creation of a material list with Geberit ProPlanner
- Creation of additional complete packages for plumbers

3 IN THE EXECUTION

- Construction site training for plumbers and roofers
- Regular construction guidance as necessary
- Support for change planning
- Final project acceptance
- Maintenance training

FOR GETTING TO GRIPS WITH ALL YOUR DATA.

A program for success: Everything starts with a good plan. That's why Geberit supports building owners, architects, engineers and sanitary engineers with the tailor-made Geberit ProPlanner software for planning and making calculations for medium-sized to larger projects. For Geberit Pluvia, Geberit also offers parametric BIM (Building Information Modelling) data and a plug-in for hydraulic calculation directly in Autodesk® Revit®.



GEBERIT PROPLANNER

The system for calculating your roof drainage. The Geberit Pluvia module can be used to design the optimal configuration of your overall system. For example, it can determine the required number of outlets and the necessary pipe diameters. With a few clicks of the mouse, a fully dimensioned and calculated plan is created. Isometric visualisation, hydraulic certificates, material lists and options complete with individual hourly rates are available straight away as output results. Geberit ProPlanner provides each detail in an optimal and logical visualisation.

BIM (BUILDING INFORMATION MODELLING)

Geberit provides country-specific BIM data for the popular Autodesk® Revit® software solution. Regular updates ensure that the data is always up to date, so you can also harness the advantages of holistic planning with BIM for Geberit Pluvia. This way, you can reliably avoid collisions with other technical building systems and everyone involved in the construction project can access the same version of planning at any time.

GEBERIT PLUVIA CALCULATION IN AUTODESK® REVIT®

All of the hydraulic calculations for Geberit Pluvia can also be performed in Autodesk® Revit®. This makes Pluvia fully BIM-compatible. Just like in Geberit ProPlanner, a hydraulic certificate indicates that the system has been planned correctly.

GEBERIT PLUVIA PRODUCT FINDER

The information pool for all plumbers and sanitary engineers: the Geberit Pluvia Product Finder gives you access to the appropriate Geberit Pluvia roof outlet complete with accessories and installation instructions suitable for the respective roof structure. With just a few clicks you can find the right solution for your construction situation.

NEW

- Geberit Pluvia Product Finder
- BIM data for Autodesk® Revit®
- Hydraulic calculation in Autodesk® Revit®

PLAYMOBIL LOGISTICS CENTRE

FOR GREATER COSTEFFECTIVENESS

Germany's biggest toymaker is making more space for childhood dreams. Millions of toy packages are exported around the world every year and, with the company continuing to produce record volumes, a larger logistics centre is needed. Eight new storage halls with a total area of 80'000 m² have been built, featuring trapezoidal roofs the size of 12 football pitches: clearly a job for Geberit Pluvia roof drainage.

Playmobil logistics centre
Herrieden, Germany
↓



Because the pipelines are mainly routed horizontally and close to the ceiling, almost the entire converted room can be used for high-bay storage.

Teamwork was required at a height of 15 metres for this installation. The Geberit PE-HD pipes and fittings were pieced together using a mobile electrofusion machine to create a leakproof overall system. This system was stabilised with the Geberit fastening system. This ensured a speedy installation of the surface-mounted, horizontal roof drainage pipes.



«Especially for this kind of mammoth project involving a huge amount of materials and coordination, it's important that Geberit is a reliable partner and that we have a cost-effective system.»

Wolfgang Schirmer
Schirmer planning office,
Sugenheim, Germany

«In terms of technology, Geberit covers a great deal with a good price-performance ratio. Because the individual components are perfectly fine-tuned to each other, installation can be performed both quickly and cost-effectively.»

Benjamin Heuchel, Project Manager
Güther Sanitär GmbH,
Feuchtwangen, Germany

Titanic Visitor Centre
Belfast, Northern Ireland
↓



TITANIC VISITOR CENTRE

FOR MORE

DESIGN

FREEDOM

Spread over six floors and with a total area of 14 000 m², the visitor centre – which, with its sharp and gleaming façade, is reminiscent of both a ship's bow and an iceberg – not only tells the story of the legendary steam-powered cruise liner but also transports visitors into Belfast's industrial heyday. With over 800'000 visitors in its first year, the museum has far exceeded expectations.

A spectacular building, a challenging roof design and the notoriously rainy climate of Northern Ireland made the roof drainage a central issue for the Titanic Visitor Centre.

With the unusual design of the building, the roof drainage had to be meticulously adapted to the conditions on site. And then there was the inflexible deadline of the spring 2012 opening date – exactly 100 years since the legendary Titanic sank. Nevertheless, the expert advisers at Geberit were always on hand to provide experience and support, even given the difficult and ongoing nature of the planning.



«Based on the typical volume of rain in the region, we decided to implement a negative-pressure solution. It was particularly important for us to include some kind of overflow protection. Geberit and the plumbing engineers suggested installing graduated thresholds in order to level out the amount of water per roof outlet. That was precisely the kind of watertight solution that we needed. For the overall job, choosing anything other than Geberit Pluvia was out of the question.»

Paul Crowe
Todd Architects

VODAFONE ARENA

FOR ADDED **RELIABILITY**

In order to fulfil the required UEFA standards and increase capacity to 43'500 seats, Istanbul's long-standing Beşiktaş football club decided to demolish the İnönü Stadium, which had been in use since 1947, and to construct an impressive new stadium directly on the Bosphorus.





«We played an active role in the project and were able to provide ongoing technical support thanks to our know-how. With the seamless cooperation between our on-site team and the experienced plumbers from the company carrying out the job, the project was carried out safely and successfully. We are very pleased at the level of customer trust in Geberit.»

Fikret Gencgel
Product Manager
Geberit Tesisat Sistemleri Ticaret Ltd.



One part of the architectural concept was the impressive roof design, which posed particular challenges in terms of drainage. For example, the large overall size and the specific inclination of the roof called for the use of negative-pressure technology. A solution was needed that would cope with as few stacks as possible with a distance of around 150 – 200 m to each of the roof outlets. On this basis, Geberit Pluvia was the obvious choice.

During the intensive preliminary planning stage, the team comprising the architect and construction company used the ProPlanner software and consulted the on-site Geberit project management team to find the economical solution they were looking for. The 125 roof outlets were reliably drained as required with only 19 stacks.

The installation had to be carried out using hoisting cranes because the structural conditions of the roof were unsuitable for scaffolding.



Geberit South East Asia Pte Ltd

Aperia Tower 1
8 Kallang Avenue #17-09
Singapore 339509

T +65 6250 4011
F +65 6250 4211
sales.sg@geberit.com

→ www.geberit.com.sg

Geberit South East Asia Pte Ltd

South Korea Branch
#301 JS Building, 213-5 Nonhyun-Dong,
Kangnam-ku, 135-090 Seoul,
South Korea

T +82 2 543 4166
F +82 2 543 4123
sales.kr@geberit.com

→ www.geberit.co.kr

Geberit South East Asia Pte Ltd

Hong Kong Branch
1/F, 313 Lockhart Road, Wanchai
Hong Kong

T +852 2575 5960
F +852 2575 2667
sales.hk@geberit.com.cn

→ www.geberit.com.hk

Geberit South East Asia Pte Ltd

Taiwan Office
4F, -6, No.57, Sec 1, Dunhua South Road,
Songshan District,
Taipei City 105, Taiwan

T +886 2 2579 8736
sales.tw@geberit.com

→ www.geberit.com.hk

Geberit South East Asia Pte Ltd

Malaysia Representative Office
Nu Tower 2, Level 23, Suite 2319
Kuala Lumpur Sentral, Jalan Tu Sambanthan
Kuala Lumpur 50470
Malaysia

T +60 3 2727 1722
F +60 3 2727 1723
sales.sg@geberit.com

→ www.geberit.com.sg

Geberit South East Asia Pte Ltd

Thailand Office
173/18 Asia Centre Building,
17th Fl. Unit 106, South Sathorn Road,
Thungmahamek, Sathorn,
Bangkok 10120
Thailand

T +66 85 3685 829
sales.sg@geberit.com

→ www.geberit.com.sg

Geberit South East Asia Pte Ltd

Philippines Representative Office
10/F, Net Lima, 26th Street,
Bonifacio Global City, Taguig,
Metro Manila 1634 Philippines

T +63 2 669 2733
sales.sg@geberit.com

→ www.geberit.com.sg